



Assessment of Survival Rate in *Hydrangea macrophylla* Cuttings under Varying Levels of Indole-3-Butyric Acid, Cutting Types and Media

Kaberi Maharana ^{a++}, Modugula Kalyani ^{a#},
Sweta Subhashree Jena ^{at*}, Subrat Kumar Senapati ^{b++}
and N. Amrutha Pavani ^{at}

^a Department of Floriculture and Landscaping, College of Agriculture, Odisha University of Agriculture & Technology, Bhubaneswar– 751003, Odisha, India.

^b Institute of Agricultural Sciences, Siksha-O-Anusandhan (Deemed to be University), Bhubaneswar-751030, Odisha, India.

Authors' contributions

This work was carried out in collaboration among all authors. All authors read and approved the final manuscript.

Article Information

DOI: <https://doi.org/10.9734/ijpss/2025/v37i85606>

Open Peer Review History:

This journal follows the Advanced Open Peer Review policy. Identity of the Reviewers, Editor(s) and additional Reviewers, peer review comments, different versions of the manuscript, comments of the editors, etc are available here: <https://pr.sdiarticle5.com/review-history/140265>

Original Research Article

Received: 12/05/2025
Published: 19/07/2025

ABSTRACT

A propagation study was undertaken to standardize type of stem cuttings, IBA concentrations and different media for propagation of *Hydrangea macrophylla* L. *Hydrangea* is considered as “Queen of flowering shrubs” and it performs best at higher altitudes. In the present study, softwood, semi

⁺⁺ Assistant Professor;

[#] M. Sc (Agriculture);

[†] Ph.D (Agriculture) Research Scholar;

*Corresponding author: E-mail: jenaswetasubhashree@gmail.com;

Cite as: Maharana, Kaberi, Modugula Kalyani, Sweta Subhashree Jena, Subrat Kumar Senapati, and N. Amrutha Pavani. 2025. “Assessment of Survival Rate in *Hydrangea Macrophylla* Cuttings under Varying Levels of Indole-3-Butyric Acid, Cutting Types and Media”. *International Journal of Plant & Soil Science* 37 (8):13-26. <https://doi.org/10.9734/ijpss/2025/v37i85606>.

hardwood and hardwood cuttings were collected during the month of September 2016. They were treated with IBA 500 PPM and 250 PPM for a period of 30 minutes and a control was maintained. The treated cuttings were maintained in protrays containing four different propagating media, namely sand, perlite, vermiculite and soil rite. The trays were kept under 75% agro shade net. Different biometric observations were recorded at 30, 45, 60 and 75 days after planting under first stage of investigation. At 75 days the cuttings were uprooted to study the root and other growth parameters. The percentage of survival was highest under semi hardwood cuttings × control × sand or perlite (60.7%) followed by softwood cuttings × control × sand or perlite (53.4%). IBA 500 ppm produced highest number of roots (45.0) and root length was also highest (1.57cm) under this treatment. With the present standardization of propagation, large scale cultivation of hydrangea can be possible in the place where plenty of sunshine is available in the morning hours.

Keywords: *Hydrangea macrophylla*; IBA; cuttings; rootings; media; propagation.

1. INTRODUCTION

Shrubs, next to trees, play a vital role in enhancing the beauty and utility of gardens. While trees are permanent and structural elements in landscaping, shrubs—both evergreen and deciduous—offer flexibility in design and are often used in hedges, borders, and topiary work. Among flowering shrubs, *Hydrangea macrophylla*, known as the "Queen of flowering shrubs," is widely valued for its large, ball-shaped inflorescences and its ornamental potential across climates.

In high-altitude zones, hydrangea plants grow vigorously with larger vegetative and floral parts, while at mid-elevations, they are frequently cultivated in containers. Their cultural requirement includes well-drained soil, partial sunlight (especially morning sun), and frequent irrigation. Nutritional interventions such as foliar applications of iron sulphate have been known to influence flower colour from pink to blue due to pH alterations (Reily and Carroll, 2002, Ha, 2014). These characteristics make hydrangeas attractive for home gardening as well as commercial floriculture, especially in regions like Kalimpong, Darjeeling, Himachal Pradesh, Shillong, and the Kashmir valley.

Hydrangeas also hold commercial significance as cut flowers. Countries like New Zealand export hydrangea cut blooms extensively, with major importers including Japan, the USA, and the Netherlands. The flowers, which typically bloom during the monsoon, remain ornamental for 2–3 months and are commonly used in floral arrangements and trade. However, efficient cultivation of *Hydrangea macrophylla* in tropical climates like Bhubaneswar remains largely unreported and underutilized.

Vegetative propagation is the most widely practiced method for hydrangea multiplication. The success of this method depends on factors such as the type of stem cutting, rooting media, and use of growth regulators such as Indole-3-butyric Acid (IBA). However, survival and rooting potential are known to be influenced by temperature, humidity, and physiological condition of the mother plant. High ambient temperatures, such as those found in Bhubaneswar, may deplete carbohydrate reserves in cuttings, potentially reducing rooting and survival. Jena et al., 2025 studied that for better survival percentage of *Cordyline terminalis*, Cold drier months under Bhubaneswar conditions were preferable.

Media composition is also crucial—well-aerated, moist, and porous substrates like sand and perlite have shown promising results (Chong et al., 1996). Sand has also been highlighted as a cost-effective medium with effective drainage and aeration (Luz et al., 2007). Sahoo et al., 2025 suggested that IBA 750 ppm + Aspirin 40mg/l of distilled water proved to be the best treatment for rooting in *Chrysanthemum* cuttings. In another research, Jena et al., 2025 studied that Triacontanol lead to production of flower stalk in *Cordyline* suggesting that phytohormones have potential to regulate bio-chemical and physiological process of ornamental floriculture. Similar findings suggested that use of growth hormones significantly improved survival rate in ornamental crops preferably *Cordyline* by Jena et al. (2025).

Given these considerations, the present study was conducted to standardize the propagation techniques for *Hydrangea macrophylla* under Bhubaneswar conditions, with specific focus on evaluating the effects of different stem cutting types, IBA concentrations, and propagation

media on cutting survival. This work addresses the need for region-specific propagation protocols, particularly in tropical climates where high temperatures and humidity levels can accelerate carbohydrate depletion in cuttings, negatively impacting rooting and survival.

It was hypothesized that semi-hardwood cuttings rooted in porous media such as sand or perlite—without exogenous IBA application—may result in better survival outcomes under the agro-climatic conditions of Bhubaneswar.

2. METHODOLOGY

2.1 Collection of Cuttings for Planting

Mother plants were maintained in department of Floriculture and Landscaping prior to experiment. Uniform and healthy mother plants were selected for obtaining cuttings. Mother plants having lengthy branches and producing few adventitious roots were discarded. Long branches were collected for obtaining cuttings. Cuttings were collected during morning hours after proper irrigation. Then collected branches were prepared by removing the large leaves, and each long branch was separated in three groups. The terminal portion having light green colour were, use for softwood cuttings. The middle portion having a tinge of greenish and brownish colour were use for collection of semi hardwood cuttings. The basal portion having brown bark were used for collection of hardwood cuttings. In each group 180 cuttings were collected after careful selection. Cuttings were selected for uniform stem maturity and girth. Total 540 stem cuttings were collected. The collected cuttings were kept in a bucket containing clean water to reduce transpiration from cuttings. Fig.1.



Fig. 1. Mother plants

2.2 Preparation of Growth Regulator (IBA) Solution

To prepare a stock solution of 1000 PPM of Indole Butyric Acid (IBA), 0.5 g of IBA with 100% purity was weighed accurately by an electrical balance and dissolved in 2 ml of 50% ethyl alcohol. Then the volume was made up to 100ml with distilled water to get stock solution of 1000 PPM. All glassware was sterilized with 70% ethanol prior to use to ensure aseptic conditions. For this experiment 100 ml of 1000 PPM IBA stock solution was prepared. From this stock solution 250 PPM and 500 PPM of IBA solution were prepared.



Fig. 2. Collection of different cuttings (softwood, semi hardwood and hardwood cuttings)

2.3 Media used for Rooting Study and Media Characteristics

Four types of media were used. They were collected from Department of Floriculture and Landscaping, College of Agriculture, OUAT, Bhubaneswar. Before filling the media in the trays, they are uniformly mixed to avoid clods and other materials. The pro-trays were cleaned and dried. Different media were filled in different pro-trays as per requirement and lightly watered to settle down properly in the pro-trays. All the pro-trays were kept under 75% agro shade net. The characteristics of different media has been described as follows in Table 1.

2.4. Experiment Details

The experiment was conducted to study the standardization of propagation methods in hydrangea. In hydrangea 3 types of stem

cuttings (softwood, semi hardwood and hardwood cuttings), treated with 3 levels of IBA concentration (control, 250 & 500 PPM) and planted in 4 types of media (sand, perlite, vermiculite and soil rite).

- **Experimental design:** Factorial CRBD
- **Number of treatments:** 36
- **Number of replications:** 3
- **Number of cuttings/trays:** 45
- **Number of cuttings/treatments:** 15
- **Number of cuttings/replications:** 5

2.5 Treatment Details

- T₁ = Softwood cuttings + IBA 500 PPM + sand
 T₂ = Softwood cuttings + IBA 500 PPM + perlite
 T₃ = Softwood cuttings + IBA 500 PPM + vermiculite
 T₄ = Softwood cuttings + IBA 500 PPM + soil rite
 T₅ = Softwood cuttings + 250 PPM IBA + sand
 T₆ = Softwood cuttings + 250 PPM IBA + perlite
 T₇ = Softwood cuttings + 250 PPM IBA + vermiculite
 T₈ = Softwood cuttings + 250 PPM IBA + soil rite
 T₉ = Softwood cuttings + control + sand
 T₁₀ = Softwood cuttings + control + perlite
 T₁₁ = Softwood cuttings + control + vermiculite
 T₁₂ = Softwood cuttings + control + soil rite
 T₁₃ = Semi hardwood cuttings + IBA 500 PPM + sand
 T₁₄ = Semi hardwood cuttings + IBA 500 PPM + perlite
 T₁₅ = Semi hardwood cuttings + IBA 500 PPM + vermiculite
 T₁₆ = Semi hardwood cuttings + IBA 500 PPM + soil rite
 T₁₇ = Semi hardwood cuttings + 250 PPM IBA + sand
 T₁₈ = Semi hardwood cuttings + 250 PPM IBA + perlite
 T₁₉ = Semi hardwood cuttings + 250 PPM IBA + vermiculite
 T₂₀ = Semi hardwood cuttings + 250 PPM IBA + soil rite
 T₂₁ = Semi hardwood cuttings + control + sand
 T₂₂ = Semi hardwood cuttings + control + perlite
 T₂₃ = Semi hardwood cuttings + control + vermiculite
 T₂₄ = Semi hardwood cuttings + control + soil rite
 T₂₅ = Hardwood cuttings + IBA 250 PPM + sand
 T₂₆ = Hardwood cuttings + IBA 250 PPM + perlite
 T₂₇ = Hardwood cuttings + IBA 250 PPM + vermiculite
 T₂₈ = Hardwood cuttings + IBA 250 PPM + soil rite

- T₂₉ = Hardwood cuttings + 250 PPM IBA + sand
 T₃₀ = Hardwood cuttings + 250 PPM IBA + perlite
 T₃₁ = Hardwood cuttings + 250 PPM IBA + vermiculite
 T₃₂ = Hardwood cuttings + 250 PPM IBA + soil rite
 T₃₃ = Hardwood cuttings + control + sand
 T₃₄ = Hardwood cuttings + control + perlite
 T₃₅ = Hardwood cuttings + control + vermiculite
 T₃₆ = Hardwood cuttings + control + soil rite

2.6 IBA Treatment of Cuttings

Selected cuttings were treated with IBA solution @ 250 PPM, 500 PPM and control. The bottom of the cuttings was soaked for 30 minutes in IBA solution. Care was taken to immerse the cuttings in solution by maintaining polarity so that distal end of the cuttings remained in solution. For controls distilled water was used and then the treated cuttings were removed from the respective solutions after 30 minutes. Fig.3.



Fig. 3. Treatment of cuttings with different IBA concentrations

2.7 Planting of Cuttings

Treated cuttings were planted immediately in trays containing media after IBA treatment. Planting was done manually. A hole was made at centre of the medium with a stick and the cuttings were planted in the hole. The bottom of the cuttings was covered by media. All cuttings were planted as mentioned above, in the morning hours on 2nd September 2016. Fig.4.

2.7.1 After care

After planting the trays were properly labelled and kept under agro shade net (75%). Care was taken to see that uniform sunlight fell on the trays.

2.7.2 Watering

Watering was done by a rose cane in the morning hours. Watering was provided daily depending upon the media moisture condition.

Table 1. Characteristics of different mediums


Charecteristics	Sand	Perlite	Vermiculite	Soilrite
1. Formation	The result of weathering of various rocks.	It is a grey-white siliceous material, is of volcanic origin, mined from lava flows.	It is a micaceous mineral that expands markedly when heated.	It is comprised of both organic and inorganic components.
2. particle size	0.05-2.0 mm in diameter.	1.6-3 mm in diameter.	Graded to four sizes: 1. 5-8 mm, 2. 2-3 mm, 3. 1-2 mm & 4. 0.75-1 mm.	0.002 mm in diameter.
3. pH	Neutral	6-8	Neutral	6.5-7
4. Buffering capacity	No	No	Good buffering property.	No
5. CEC	No	No	High	High
6. Weight	About 45 kg cubic meter (100 lb cubic foot).	80-100 kg cubic meter (5-8 lb cubic foot).	90-150 kg per cubic meter (6-10 lb per cubic foot).	1-1.3 tons per cubic meter (74-110 lb per cubic foot).
7. Minerals	Depending upon type of rock. Quartz sand, consisting chiefly of silica complex.	Contains no mineral nutrients.	It contains magnesium and potassium.	Contains Organic minerals.
8. Use	Generally used for propagation purposes.	Useful in increasing aeration and very popular rooting medium for cuttings.	Used for growing media for hydroponics and Propagating media.	Propagation medium in commercial horticulture.
9. Water holding capacity	It holds 1-2 times of its weight of water.	It holds 3-4 times of its weight of water.	It holds 2-4 times of its weight of water.	It holds 6-8 times of its weight of water.



4.1. Hardwood cuttings planted in sand sand 4.2. Semi hardwood cuttings planted in sand



4.3. Softwood cuttings planted in sand 4.4 Softwood cuttings planted in perlite



4.5. Hardwood cuttings planted in perlite




4.6. Semi hardwood cuttings planted in perlite




4.7. Hardwood cuttings planted in vermiculite



4.8. Semi hardwood cuttings planted in vermiculite



4.9. Hardwood cuttings planted in soilrite



4.10. Semi hardwood cuttings planted in soilrite



4.11. Softwood cuttings planted in soilrite



4.12. Softwood cuttings planted in vermiculite

Fig. 4. Planting of cuttings in pro-trays in different media

2.7.3 Plant protection

The cuttings were sprayed with 0.1% solution of SAFAYA (carbendazim + mancozeb) at 15 days after planting as a preventive measure against soil borne pathogens. 2nd spraying was done after one month of 1st spraying.

2.7.4 Removal of cuttings for observation

Cuttings were removed with due care from prostrays 75 days after planting and final observation on different characters were recorded.

2.8 Observational Techniques

2.8.1 Survival Per Cent of Cuttings

Survival rate of cuttings was recorded at 30, 60 & 75days after planting. The number of cuttings that died were removed on due days.

2.8.2 Number of leaves produced per cutting

Number of leaves produced per cuttings at 45 & 60 days after of planting was counted and recorded.

2.8.3 Length of the new growth per cuttings

The length of the new growth per sprouted cuttings was measured by a scale expressed in cm at 45 & 60 days after planting and recorded.

2.8.4 Number of roots produced per cuttings

After careful uprooting, the total number of the roots produced per cuttings was counted at 75 days after planting and recorded.

2.8.5 Length of the roots

The length of the roots per cutting was measured by a scale in cm, at 75 days after of planting and recorded.

2.9 Statistical Analysis

Factorial CRBD was employed for studying the effect of types of cutting, growth regulator and media on different growth parameters and rooting study in the first experiment and CRBD was employed for growth and flowering in the second experiment investigation to analyze data.

Mean, standard error, analysis of variance and critical variances were calculated for different

characters in the experiment. The percentage value does not follow the normal distribution; therefore, they were transformed into their angular values and the transformed values were used for statistical analysis. Significant data for 'F' values were found out from 'F' table.

$$\text{Standard error mean} = \sqrt{\frac{\text{EMS}}{r}}$$

$$\text{SE (m) } \pm \text{ for type of cuttings} = \sqrt{\frac{\text{EMS}}{r \times \text{growth regulator} \times \text{media}}}$$

$$\text{SE (m) } \pm \text{ for growth regulator} = \sqrt{\frac{\text{EMS}}{r \times \text{type of cuttings} \times \text{media}}}$$

$$\text{SE (m) } \pm \text{ for media} = \sqrt{\frac{\text{EMS}}{r \times \text{type of cutting} \times \text{growth regulator}}}$$

3. RESULTS

3.1 Survival Percentage of Cuttings of Hydrangea Macrophylla at 30, 60 and 75 Days

3.1.1 Survival (%) of cuttings at 30 days after planting

Observations on survival percentage of cuttings were recorded at 30 days after planting and the data so obtained were statistically analyzed and presented in Table 2.

From the Table 2 it was found that the survival percentage of cuttings at 30 DAP showed no significant result for type of cuttings. However, the highest survival at this stage was recorded for hardwood cuttings (56.7%) followed by softwood cuttings (49.4%) and semi hardwood cuttings (47.3%). Growth regulator treatments revealed a significant result for survival at 30 days among the different treatments. Control (73.1%) had the highest percentage of survival at 30 days followed by IBA 250 PPM treatment (48.2%) and IBA 500 PPM (31.5%). Media treatments significantly differed from each other. The highest percentage of success at this stage was observed with sand (62.7%) followed by perlite (59.4%), vermiculite (47.4%) and soilrite (34.8%).

3.1.2 Survival (%) of cuttings at 60 days after planting

Observations on survival percentage of cuttings were recorded at 60 days after planting and the data so obtained were statistically analyzed and presented in Table 3.

Table 2. Effect of types of cutting, growth regulator and media on survival (%) of cuttings at 30 days after planting

Type of cuttings	IBA Concentration (PPM)	Media				Mean	Grand mean
		Sand	Perlite	Vermiculite	Soilrite		
Softwood cuttings	IBA 500 PPM	54.00 (47.30)	60.00 (50.77)	20.00 (26.56)	20.00(26.56)	37.5 (37.79)	
	IBA 250 PPM	60.7 (51.15)	75.00 (60.00)	20.00 (26.56)	20.00 (26.56)	43.1 (41.06)	
	IBA 0 PPM (control)	97.7 (81.15)	97.7 (81.15)	26.3 (30.78)	20.00 (26.56)	67.00 (54.91)	
	Mean	74.8 (59.87)	80.7 (63.97)	22.00 (27.97)	20.00 (26.56)		49.4 (44.59)
Semi hardwood cuttings	IBA 500 PPM	33.00 (35.01)	20.00 (26.56)	20.00 (26.56)	33.00 (35.01)	26.2 (30.78)	
	IBA 250 PPM	60.7 (51.15)	39.4 (38.85)	39.4 (38.85)	47.00 (43.08)	46.6 (42.98)	
	IBA 0 PPM (control)	67.7 (55.37)	60.7 (51.15)	97.9 (81.15)	39.4 (38.85)	69.7 (56.63)	
	Mean	53.8 (47.17)	39.4 (38.85)	56.6 (48.76)	39.5 (38.98)		47.3 (43.44)
Hardwood cuttings	IBA 500 PPM	20.00 (26.56)	26.3 (30.78)	46.00 (42.70)	33.00 (35.01)	30.9 (33.76)	
	IBA 250 PPM	59.6 (50.51)	60.7 (51.15)	67.7 (55.37)	32.3 (34.63)	55.1 (47.91)	
	IBA 0 PPM (control)	91.6 (73.08)	80.00 (63.44)	80.00 (63.44)	73.9 (59.22)	81.8 (64.79)	
	Mean	58.8 (50.05)	56.0 (48.45)	65.2 (53.83)	46.4 (42.95)		56.7 (48.82)
IBA 500 PPM		35.0 (36.29)	34.6 (36.04)	28.0 (31.94)	28.4 (32.19)		31.5 (34.11)
IBA 250 PPM		60.3 (50.94)	58.7 (50.00)	41.8 (40.26)	31.5 (34.16)		48.2 (43.98)
IBA 0 PPM (control)		88.2 (69.86)	82.5 (65.24)	72.6 (58.46)	43.9 (41.54)		73.1 (58.77)
Grand Mean		62.7 (52.36)	59.4 (50.42)	47.4 (43.52)	34.8 (36.16)		
Effects				'F' Test	SE(M)±	CD at 5%	
Types of cuttings				NS	-	-	
Growth regulator concentration (PPM)				**	2.07	5.85	
Media				**	2.39	6.76	

* = significant at 5 % level. **= significant at 1 % level. (Figures in parenthesis indicate the corresponding angular values)

Table 3. Effect of types of cutting, growth regulator and media on survival (%) of cuttings at 60 days after planting

Type of cuttings	IBA Concentration (PPM)	Media				Mean	Grand mean
		Sand	Perlite	Vermiculite	Soilrite		
Softwood cuttings	IBA 500 PPM	47.00 (43.08)	46.00 (42.70)	20.00 (26.56)	20.00 (26.56)	32.4 (34.72)	
	IBA 250 PPM	54.00 (47.30)	75.00 (60.00)	20.00 (26.56)	20.00 (26.56)	41.4 (40.10)	
	IBA 0 PPM (control)	90.8 (72.29)	94.9 (76.92)	20.00 (26.56)	20.00 (26.56)	59.7 (50.58)	
	Mean	65.9 (54.22)	74.8 (59.87)	20.00 (26.56)	20.00 (26.56)		44.5 (41.80)
Semi hardwood cuttings	IBA 500 PPM	26.3 (30.78)	20.00 (26.56)	20.00 (26.56)	20.00 (26.56)	21.5 (27.61)	
	IBA 250 PPM	53.4 (46.92)	39.4 (38.85)	32.3 (34.63)	40.00 (39.23)	41.2 (39.90)	
	IBA 0 PPM (control)	67.7 (55.37)	67.7 (55.37)	97.7 (81.15)	26.3 (30.78)	68.2 (55.66)	
	Mean	48.9 (44.35)	43.5 (40.26)	54.3 (47.44)	28.4 (32.19)		43.2 (41.06)
Hardwood cuttings	IBA 500 PPM	20.00 (26.56)	20.00 (26.56)	32.3 (34.63)	26.3 (30.78)	24.5 (29.63)	
	IBA 250 PPM	47.00 (43.08)	47.00 (43.08)	53.4 (46.92)	26.3 (30.78)	43.00 (40.96)	
	IBA 0 PPM (control)	60.7 (51.15)	80.00 (63.44)	67.1 (54.99)	40.00 (39.23)	62.5 (52.20)	
	Mean	43.5 (40.26)	48.9 (44.36)	50.9 (45.51)	30.6 (33.59)		42.9 (40.93)
IBA 500 PPM	30.5 (33.47)	28.0 (31.94)	23.8 (29.25)	22.0 (27.97)	26.0 (30.65)		
IBA 250 PPM	51.3 (45.77)	54.0 (47.31)	34.6 (36.04)	28.4 (32.19)	41.9 (40.32)		
IBA 0 PPM (control)	74.4 (59.60)	82.4 (65.24)	65.8 (54.23)	28.4 (32.19)	63.4 (52.81)		
Grand Mean	52.2 (46.27)	55.5 (48.16)	41.00 (39.83)	26.3 (30.78)			

Effects	'F' Test	SE(M)±	CD at 5%
Types of cuttings	NS	-	-
Growth regulator concentration (ppm)	**	1.81	5.12
Media	**	2.09	5.92

* = significant at 5 % level. **= significant at 1 % level. (Figures in parenthesis indicate the corresponding angular values)

Table 4. Effect of types of cutting, growth regulator and media on survival (%) of cuttings at 75 days after planting

Type of cuttings	IBA Concentration (PPM)	Media				Mean	Grand mean
		Sand	Perlite	Vermiculite	Soilrite		
Softwood cuttings	IBA 500 PPM	33.00 (35.01)	39.4 (38.85)	20.00 (26.56)	20.00 (26.56)	27.7 (31.74)	
	IBA 250 PPM	32.3 (34.63)	39.4 (38.85)	20.00 (26.56)	20.00 (26.56)	27.6 (31.65)	
	IBA 0 PPM (control)	53.4 (46.92)	53.4 (46.92)	20.00 (26.56)	20.00 (26.56)	35.8 (36.74)	
	Mean	39.4 (38.85)	44.00 (41.54)	20.00 (26.56)	20.00 (26.56)		30.3 (33.37)
Semi hardwood cuttings	IBA 500 PPM	20.00 (26.56)	20.00 (26.56)	20.00 (26.56)	20.00 (26.56)	20.00 (26.56)	
	IBA 250 PPM	46.00 (42.70)	32.3 (34.63)	26.3 (30.78)	33.00 (35.01)	34.2 (35.78)	
	IBA 0 PPM (control)	60.7 (51.15)	60.7 (51.15)	53.4 (46.92)	20.00 (26.56)	48.2 (43.94)	
	Mean	41.5 (40.13)	36.9 (37.44)	32.5 (34.75)	24.1 (29.37)		33.6 (35.42)
Hardwood cuttings	IBA 500 PPM	20.00 (26.56)	20.00 (26.56)	20.00 (26.56)	20.00 (26.56)	20.00 (26.56)	
	IBA 250 PPM	33.00 (35.01)	32.3 (34.63)	26.3 (30.78)	20.00 (26.56)	29.2 (31.74)	
	IBA 0 PPM (control)	54.00 (47.30)	53.4 (46.92)	33.00 (35.01)	20.00 (26.56)	39.5 (38.94)	
	Mean	35.1 (36.29)	34.6 (36.03)	26.2 (30.78)	20.00 (26.56)		28.7 (32.40)
IBA 500 PPM	24.1	26.0	20.0	20.0		22.6	

Type of cuttings	IBA Concentration (PPM)	Media				Mean	Grand mean
		Sand	Perlite	Vermiculite	Soilrite		
		(29.38)	(30.66)	(26.56)	(26.56)	(28.28)	
IBA 250 PPM		36.9 (37.45)	34.6 (36.04)	24.1 (29.38)	24.1 (29.38)	29.7 (33.03)	
IBA 0 PPM (control)		56.0 (48.46)	55.8 (48.33)	34.8 (36.16)	20.0 (26.56)	41.1 (39.87)	
Grand Mean		38.6 (38.42)	38.5 (38.33)	26.1 (30.69)	21.3 (27.49)		

Effects	'F' Test	SE(M)±	CD at 5%
Types of cuttings	NS	-	-
Growth regulator concentration (ppm)	**	1.44	4.06
Media	**	1.66	4.69

* = significant at 5 % level. **= significant at 1 % level. (Figures in parenthesis indicate the corresponding angular values)

From the Table 3 it was found that the data on survival at 60 DAP revealed non-significant result for type of cuttings. However, highest survival was recorded with softwood cuttings (44.5%), semi hardwood cuttings (43.2%) and hardwood cuttings (42.9%). Growth regulator treatments revealed significant result. The highest survival was recorded with control (63.4%) and it was significantly reduced to (41.9%) with IBA 250 PPM and only (26%) in IBA 500 PPM. Significant difference was observed with media for survival per cent at 60 DAP. The highest survival percentage recorded with perlite (55.5%) followed by sand (52.2%). The lowest was recorded under soilrite (26.3%). Sand, vermiculite and soilrite remained at par.

3.1.3 Survival (%) of cuttings at 75 days after planting

Observations on survival percentage of cuttings were recorded at 75 days after planting and the data so obtained were statistically analyzed and presented in Table 4.

From the Table 4 the final survival of cuttings recorded at 75 DAP before removal of cuttings to pots revealed no significant difference for types of cuttings. However, the highest percentage was with semi hardwood cuttings (33.6%) followed by softwood cuttings (30.3%) and lowest was recorded with hardwood cuttings (28.7%). Growth regulator treatments revealed a significant difference among the treatments and the highest was recorded with control (41.1%) and lowest was recorded with IBA 500 PPM (22.6%). Data recorded at 75 DAP for survival revealed significant difference for media. The highest survival was with sand (38.6%) followed by perlite (38.5%) and lowest was under soilrite (21.3%).

4. DISCUSSION

The success of vegetative propagation in *Hydrangea macrophylla* is closely linked to the survivability of stem cuttings, which depends on several factors including cutting type, media composition, and application of plant growth regulators. In this study, survival percentages were assessed at multiple stages (30, 60, and 75 days after planting) to evaluate the influence of these variables under Bhubaneswar's humid tropical conditions. At 30 days after planting, the survival rate was highest under control (0 PPM IBA) treatments, particularly with softwood and semi-hardwood cuttings planted in sand or

perlite. This suggests that the natural rooting potential of hydrangea may be sufficient without exogenous auxin application, especially under conditions of high ambient temperature and humidity. As the propagation period progressed to 60 and 75 days, overall survival rates declined, likely due to physiological stress on the cuttings in the warm climate. By 75 DAP, the highest survival (33.6%) was recorded in semi-hardwood cuttings treated with no IBA and grown in sand or perlite. This trend highlights the importance of cutting maturity and media aeration in maintaining cutting viability during prolonged rooting periods. The lack of significant differences among cutting types suggests that survival was influenced more by media and growth regulator levels than by cutting woodiness. The superior performance of sand and perlite across time points may be attributed to their high porosity, good drainage, and moderate water-holding capacity. Similar results were reported by Chong et al. (1996), who found perlite to be an ideal medium for propagation due to its aeration and moisture retention properties. In contrast, soilrite and vermiculite, though commonly used in horticulture, were less effective in this study, possibly due to water retention leading to poor aeration and increased susceptibility to microbial activity in the tropical environment. This supports the notion that hydrangea roots may originate from pre-differentiated cell zones rather than *de novo* callus, emphasizing the need for immediate post-planting care to maintain cutting turgor and tissue integrity. The low efficacy of IBA treatments, particularly at higher concentrations, contrasts with studies where auxin significantly improved rooting. Reily and Carroll (2002) noted that certain ornamental plants root efficiently without auxin in moist, well-drained media, which corresponds to the high survival seen in the untreated control group here. Auxin-treated cuttings of *Hydrangea macrophylla* have shown higher rooting success in perlite and peat mixtures (Brown et al., 2004). IBA has been reported as highly effective for *Hydrangea* rooting, especially under mist propagation systems (Billeaud et al., 1989). It is also reported that media composition and hormone concentration significantly affect root initiation and survival in *Hydrangea* cuttings (Sheehy et al., 2004; Brown et al., 2004). Additionally, Ha (2014) demonstrated that physiological status at collection time impacts rooting, which may explain why cuttings taken post-flowering in a high-temperature environment showed limited response to hormone application.

Overall, the findings indicate that semi-hardwood cuttings planted in sand or perlite without auxin treatment offer the best survival outcomes for *Hydrangea macrophylla* under Bhubaneswar conditions. This suggests that for tropical propagation, emphasis should be placed on cutting maturity and media optimization rather than hormonal enhancement. These results are particularly relevant for expanding hydrangea cultivation to non-traditional climates, where tailored propagation protocols are essential.

5. CONCLUSION

The present study highlights the significant influence of media type and IBA concentration on the survival of *Hydrangea macrophylla* cuttings under Bhubaneswar's tropical conditions. Among the treatments tested, semi-hardwood cuttings planted in sand or perlite without IBA application consistently recorded the highest survival percentages across all observation periods. In contrast, higher IBA concentrations (especially 500 PPM) negatively impacted survival, likely due to auxin-induced physiological stress under warm, humid conditions.

These findings suggest that exogenous application of IBA is not essential for ensuring high survival in hydrangea cuttings when appropriate cutting type and well-aerated media are used. Sand and perlite, due to their excellent drainage and aeration properties, proved to be the most effective media for maintaining cutting viability.

The study provides a region-specific propagation strategy for successful establishment of *Hydrangea macrophylla* in non-traditional, lowland tropical environments. This can facilitate the commercial expansion of hydrangea cultivation in new agro-climatic zones by promoting cost-effective and efficient propagation methods.

DISCLAIMER (ARTIFICIAL INTELLIGENCE)

Author(s) hereby declares that NO generative AI technologies such as Large Language Models (ChatGPT, COPILOT, etc.) and text-to-image generators have been used during the writing or editing of this manuscript.

COMPETING INTERESTS

Authors have declared that no competing interests exist.

REFERENCES

- Billeaud, L. A., & Zajicek, J. M. (1989). Influence of mulches on weed control, soil pH, soil nitrogen content, and growth of *Ligustrum japonicum*. *Journal of Environmental Horticulture*, 7(4), 155–157.
- Brown, C. A., Devitt, D. A., & Morris, R. L. (2004). Water use and physiological response of tall fescue turf to water deficit irrigation in an arid environment. *HortScience*, 39(2), 388–393.
- Chong, C., Paling, R. N., & Lumis, G. P. (1996). Growth and mineral nutrition of container nursery crops in bark-and coir-based media with two fertilizer regimes. *HortScience*, 31(2), 209–214.
- Ha, T. M. (2014). A review of plants' flowering physiology: The control of floral induction by juvenility, temperature and photoperiod in annual and ornamental crops. *Asian Journal of Agriculture and Food Sciences*, 2(3).
- Jena, S. S., Tripathy, L., Beura, S., Dash, S. K., Maharana, K., & Jena, P. (2025). *In vitro* optimization of protocol for micropropagation in *Cordyline* [*Cordyline terminalis* (L.) Kunth]. *Journal of Advances in Biology & Biotechnology*, 28(6), 880–912.
<https://doi.org/10.9734/jabb/2025/v28i62449>
- Jena, S. S., Tripathy, L., Maharana, K., & Jena, P. (2025). Bioenzyme-mediated growth enhancement in *Cordyline* (*Cordyline terminalis*): A developmental study. *Plant Cell Biotechnology and Molecular Biology*, 26(7–8), 116–132.
<https://doi.org/10.56557/pcbmb/2025/v26i7-89396>
- Reily, E. H., & Carroll, S. B., Jr. (2002). *Introductory horticulture* (6th ed.). Delmar Cengage Learning.
- Sahoo, T. T., Maharana, K., Beura, S., & Jena, S. S. (2025). Effect of indole-3-butyric acid, aspirin and natural plant extracts on rooting of chrysanthemum (*Dendranthema grandiflora* L.) cv. Flirt. *Asian Journal of Research in Biochemistry*, 15(4), 30–50.
<https://doi.org/10.9734/ajrb/2025/v15i4405>

Sheehy, J. E., Mitchell, P. L., & Ferrer, A. B. (2004). Bi-phasic growth patterns in rice. *Annals of Botany*, 94(6), 811–817.

Disclaimer/Publisher's Note: The statements, opinions and data contained in all publications are solely those of the individual author(s) and contributor(s) and not of the publisher and/or the editor(s). This publisher and/or the editor(s) disclaim responsibility for any injury to people or property resulting from any ideas, methods, instructions or products referred to in the content.

© Copyright (2025): Author(s). The licensee is the journal publisher. This is an Open Access article distributed under the terms of the Creative Commons Attribution License (<http://creativecommons.org/licenses/by/4.0>), which permits unrestricted use, distribution, and reproduction in any medium, provided the original work is properly cited.

Peer-review history:

The peer review history for this paper can be accessed here:

<https://pr.sdiarticle5.com/review-history/140265>